



తిరుమల తిరుపతి దేవస్థానం (TTD) - ఇంజనీరింగ్ రిక్రూట్మెంట్
Tirumala Tirupati Devasthanams (TTD) - Engineering Recruitment



User Manual

For

TTD – Engineering Recruitment

Served by

APOnline

DOCUMENT NUMBER : TTD|ER-UM – 001
DATE ISSUED : 26-08-2023
REVISION : 1.0

Internal Approval:

Function	Name	Date
Prepared By	B. V. PRASANNA	26.08.2023
Reviewed By	P. SRINIVAS	26.08.2023
Approved By	B. BALA KISHORE	26.08.2023

Distribution List:

Name	Role
B. Bala Kishore.	Project Manager/GL

Document History:

Version	Changes Given By	Change Description	Changes Made By	Changes Date
1.0	New Document	New	New	26/08/2023
2.0	Client	<u>Registration(Step1):-</u> 1. Implemented with Gender, Social Status and Fee Particulars. 2. Navigations for Step-by-step process. <u>ADMIN & Scrutiny Officer Login:-</u> 1. Implemented Reports – Summary & Detail Report and Scrutiny Officer Report.	All Screenshots and process flow in Scrutiny Officer and ADMIN Logins.	13/09/2023

Document Control Information:

Version	Change Description	Affected Section	Page
1.0	New Document	New Document	26
2.0	Registration Screen and ADIM & Scrutiny Officer Login	Registration Screen and Reports.	31

TABLE OF CONTENTS

1. INTRODUCTION:.....	4
1.1 About TTD:.....	4
1.2 About TTD ER:	4
1.3 Objective:.....	4
2. SOFTWARE AND TECHNOLOGIES:.....	5
3. PROCESS FLOW FOR APPLICATION SUBMISSION:.....	5
3.1 Step1 – Registration:-	5
3.2 Step2 – Payment:-	10
3.3 Step 3 – Fill Application:-	13
3.4 Step 4 – Scrutiny Status:-	16
4. Forms Tab:-.....	17
4.1 Application Form – Printing:-.....	18
4.2 Hall Ticket – Printing:-	19
5. Important Information & Dates Tab:-.....	20
6. Change Management:-.....	21
7. Approvals:.....	21

LIST OF TABLES

<i>Table 1: Software and Technologies</i>	5
<i>Table 2: Approval Authorities</i>	21

LIST OF FIGURES

<i>Figure 1: Main Page – TTD ER.</i>	5
<i>Figure 2: Home Page – TTD ER</i>	6
<i>Figure 3: Registration Screen – TTD ER</i>	7
<i>Figure 4: Registration Submission – TTD ER.</i>	8
<i>Figure 5: Confirmation Alert – TTD ER.</i>	8
<i>Figure 6: Success Alert – TTD ER.</i>	9
<i>Figure 7: SMS template – TTD ER</i>	9
<i>Figure 8: Payment Process – TTD ER.</i>	10
<i>Figure 9: Fill Particulars – TTD ER.</i>	10
<i>Figure 10: Payment Initiation – TTD ER.</i>	11
<i>Figure 11: Fee Payment – TTD ER.</i>	11
<i>Figure 12: Check Terms and Conditions – TTD ER.</i>	12

<i>Figure 13: Pay Now – TTD ER.</i>	12
<i>Figure 14: Successful Payment – TTD ER.</i>	13
<i>Figure 15: Fill Application – TTD ER.</i>	13
<i>Figure 16: Candidate Form – TTD ER.</i>	14
<i>Figure 17: Application Form – TTD ER.</i>	15
<i>Figure 18: Final submission– TTD ER.</i>	15
<i>Figure 19: Success Application ID – TTD ER.</i>	15
<i>Figure 20: Scrutiny Status of Applicant – TTD ER.</i>	16
<i>Figure 21: Application Scrutiny Status – TTD ER.</i>	16
<i>Figure 22: Application Status – TTD ER.</i>	17
<i>Figure 23: Printing of Application and Hall Ticket – TTD ER.</i>	18
<i>Figure 24: Application Print Link – TTD ER.</i>	18
<i>Figure 25: Print Application Form – TTD ER.</i>	18
<i>Figure 26: Print Application – TTD ER.</i>	19
<i>Figure 27: Print Hall Ticket Link – TTD ER.</i>	19
<i>Figure 28: Print Hall Ticket – TTD ER.</i>	20
<i>Figure 29: View Hall Ticket – TTD ER.</i>	20
<i>Figure 30: Important Information and Dates – TTD ER.</i>	21

1. INTRODUCTION:

1.1 About TTD:

Tirumala Tirupati Devasthanams (TTD) is an independent trust which manages the temples including the Tirumala Venkateswara Temple in Andhra Pradesh, India. The trust oversees the operations and finances of the richest and the most visited religious center in the world.

1.2 About TTD|ER:

Tirumala Tirupati Devasthanams (TTD), Tirupati Engineering Recruitment – has released the recruitment Notification for Post of Engineers / Assistant Engineers & etc.,

1.3 Objective:

The objective of this document is to explain the process involved in Tirumala Tirupati Devasthanams (TTD), Tirupati Engineering Recruitment of the candidates who wish to apply through online mode for Junior Assistant / Data Entry Operator / Driver / Office Subordinate positions.

2. SOFTWARE AND TECHNOLOGIES:

The following are the software and technologies are used in this TTD Engineers Recruitments Module;

Table 1: Software and Technologies

S.No	Software	Version
1	.NET	4.5
2	Database	SQL Server 2014
3	Application Server	IIS8

3. PROCESS FLOW FOR APPLICATION SUBMISSION:

It is a four step process as showed in Figure – 1.

- Registration
- Payment
- Fill Application
- Scrutiny Status.

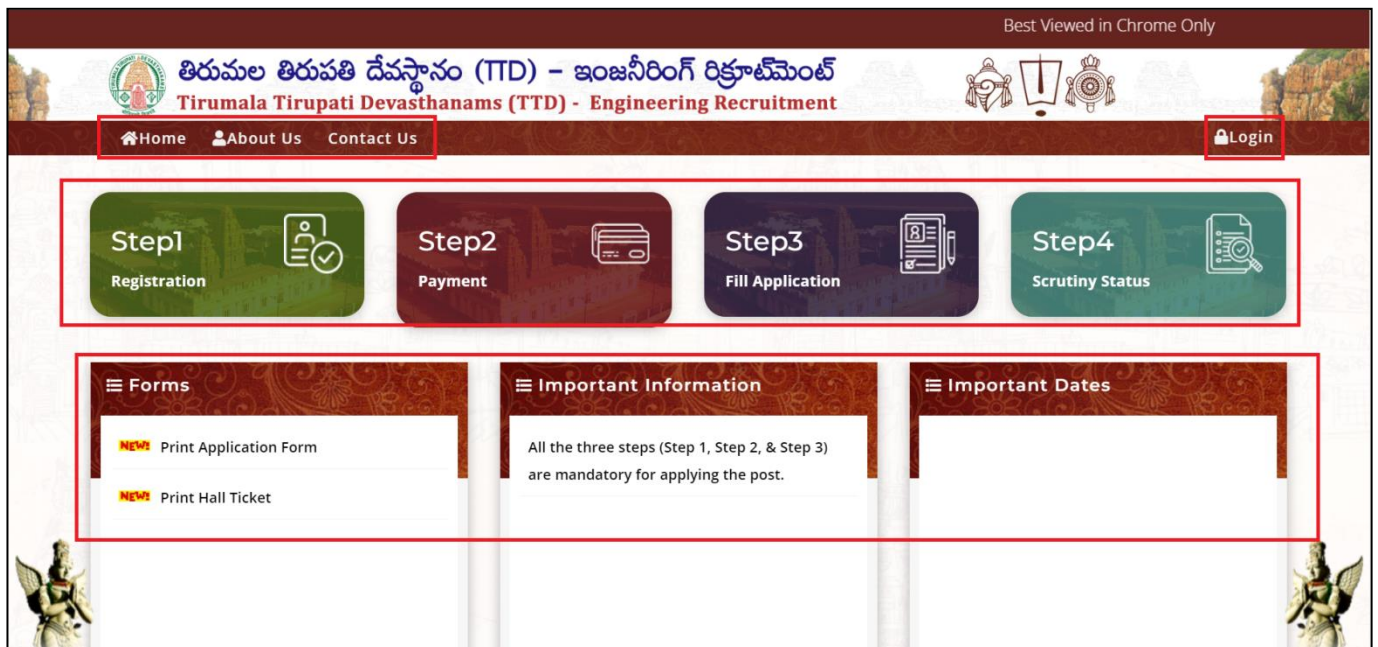


Figure 1: Main Page – TTD|ER.

3.1 Step1 – Registration:-

- Click Step1 for Registration as marked in below Figure – 2.



Step1

Registration



Step2

Payment



Step3

Fill Application



Step4

Scrutiny Status



Forms

NEW! Print Application Form

NEW! Print Hall Ticket

Important Information

All the three steps (Step 1, Step 2, & Step 3) are mandatory for applying the post.

Important Dates

Figure 2: Home Page – TTD|ER

- Applicant must fill all the provided fields - Name of the Candidate (as per SSC), Aadhaar Number, Mobile Number, email ID, Gender and Social Status wise fee particulars as shown in below Figure – 3.

Best Viewed in Chrome Only

తిరుమల తిరుపతి దేవస్థానం (TTD) - ఇంజనీరింగ్ రిక్రూట్‌మెంట్
Tirumala Tirupati Devasthanams (TTD) - Engineering Recruitment

Home About Us Contact Us Login

TTD Engineering Recruitment - Registration

Name of the Candidate (As per SSC)* Aadhaar Number* Mobile Number*

Name of the Candidate (As per SSC) Aadhaar Number Mobile Number

eMail ID* Gender* Social Status*

eMail ID -Select- -Select-

Submit


- Duplicates of Mobile Numbers and EMail IDs are not allowed.
- Please make a note of the Registration ID and Application ID for all Future Correspondence.
- Before submitting this form please verify the Fee structure as mentioned below,
- After submitting this form please proceed with Fee payment (Step 2) and application submission (Step 3).

SNo	Category	Application Fee	Examination Fee	Total Fee
1	OC	120.00	280.00	400.00
2	BC-A	120.00	280.00	400.00
3	BC-B	120.00	280.00	400.00
4	BC-D	120.00	280.00	400.00
5	SC	0.00	280.00	280.00
6	ST	0.00	280.00	280.00
7	EWS	0.00	280.00	280.00


Figure 3: Registration Screen – TTD|ER

- Click on SUBMIT button as shown in Figure – 4.

Best Viewed in Chrome Only



తిరుమల తిరుపతి దేవస్థానం (TTD) - ఇంజనీరింగ్ రిక్రూట్మెంట్
Tirumala Tirupati Devasthanams (TTD) - Engineering Recruitment



Home About Us Contact Us
Login


TTD Engineering Recruitment - Registration

Name of the Candidate (As per SSC)*	Aadhaar Number*	Mobile Number*
<input type="text" value="Name of the Candidate (As per SSC)"/>	<input type="text" value="Aadhaar Number"/>	<input type="text" value="Mobile Number"/>
eMail ID*	Gender*	Social Status*
<input type="text" value="eMail ID"/>	<input type="text" value="-Select-"/>	<input type="text" value="-Select-"/>


1. Duplicates of Mobile Numbers and EMail IDs are not allowed.
2. Please make a note of the Registration ID and Application ID for all Future Correspondence.
3. Before submitting this form please verify the Fee structure as mentioned below,
4. After submitting this form please proceed with Fee payment (Step 2) and application submission (Step 3).

Figure 4: Registration Submission – TTD|ER.

- Click OK to submit as shown in Figure – 5.



తిరుమల తిరుపతి దేవస్థానం
Tirumala Tirupati Devasthanams



Home About Us Contact Us
Login

TTD Engineering Recruitment - Registration

Name of the Candidate (As per SSC)*	Aadhaar Number*	Mobile Number*
<input type="text" value="Manasvi Bogi"/>	<input type="text" value="821768925707"/>	<input type="text" value="9866799006"/>
eMail ID*	Gender*	Social Status*
<input type="text" value="vijay.bogi@gmail.com"/>	<input type="text" value="FeMale"/>	<input type="text" value="EWS"/>

1. Duplicates of Mobile Numbers and EMail IDs are not allowed.
2. Please make a note of the Registration ID and Application ID for all Future Correspondence.
3. Before submitting this form please verify the Fee structure as mentioned below,
4. After submitting this form please proceed with Fee payment (Step 2) and application submission (Step 3).

Best view in Chrome
 uat-aptpt.aptonline.in says
 Are you sure you want to Submit ?

Figure 5: Confirmation Alert – TTD|ER.

- After completion of registration an SMS will be sent to the registered Mobile No & Email ID.
- A Reference ID will be generated as shown in Figure – 6.

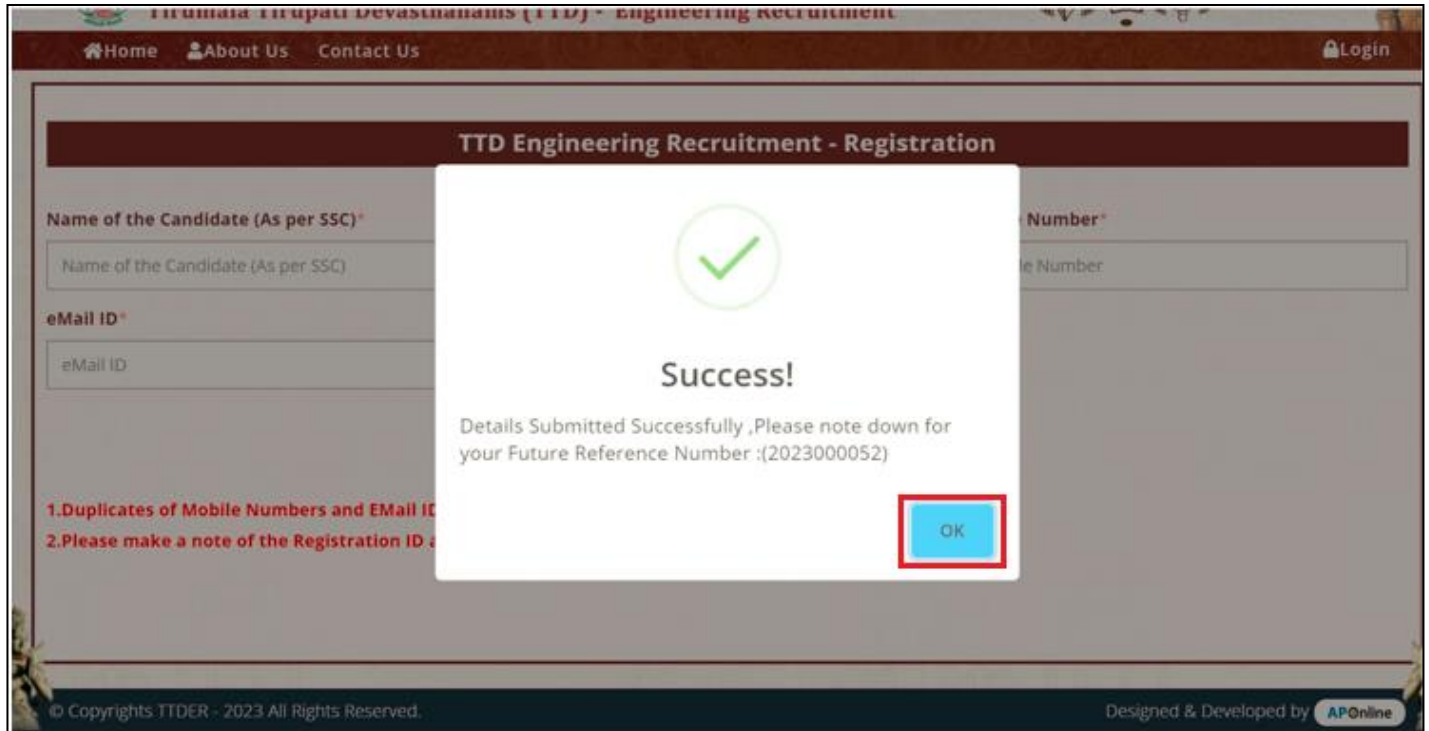


Figure 6: Success Alert – TTD|ER.

➤ **Sample SMS Message:-**

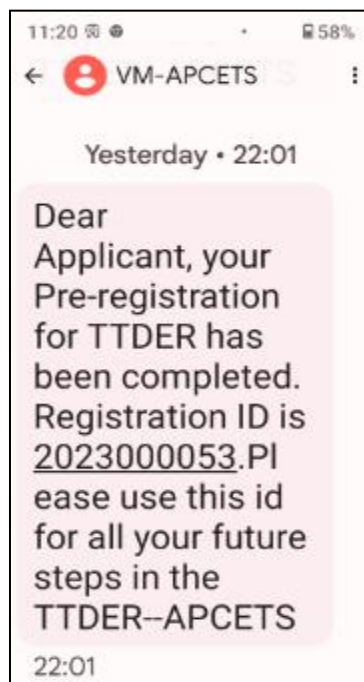


Figure 7: SMS template – TTD|ER

3.2 Step2 – Payment:-

- Click Step 2 for Payment as marked in below Figure – 8.



Figure 8: Payment Process – TTD|ER.

- Applicant must select the Post, Enter Mobile Number & Registration ID as shown in below Figure – 9.

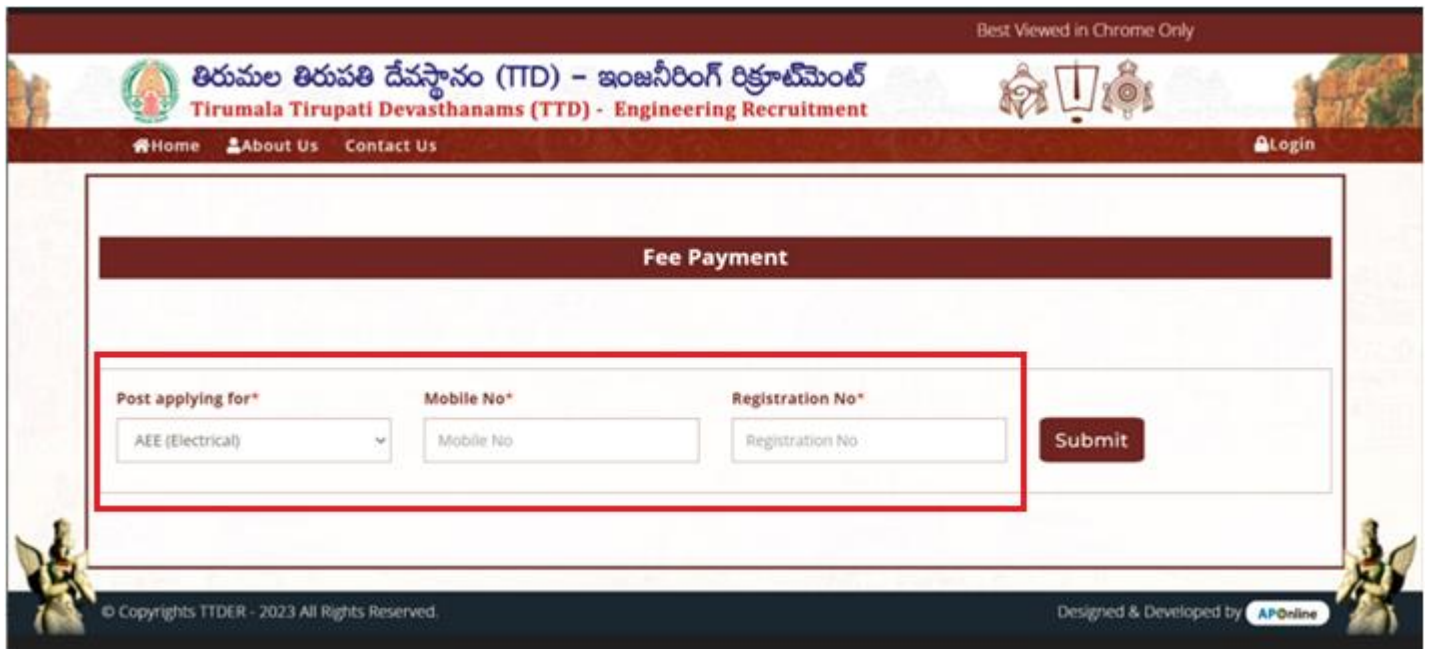


Figure 9: Fill Particulars – TTD|ER.

- Click on SUBMIT as shown in Figure – 10.

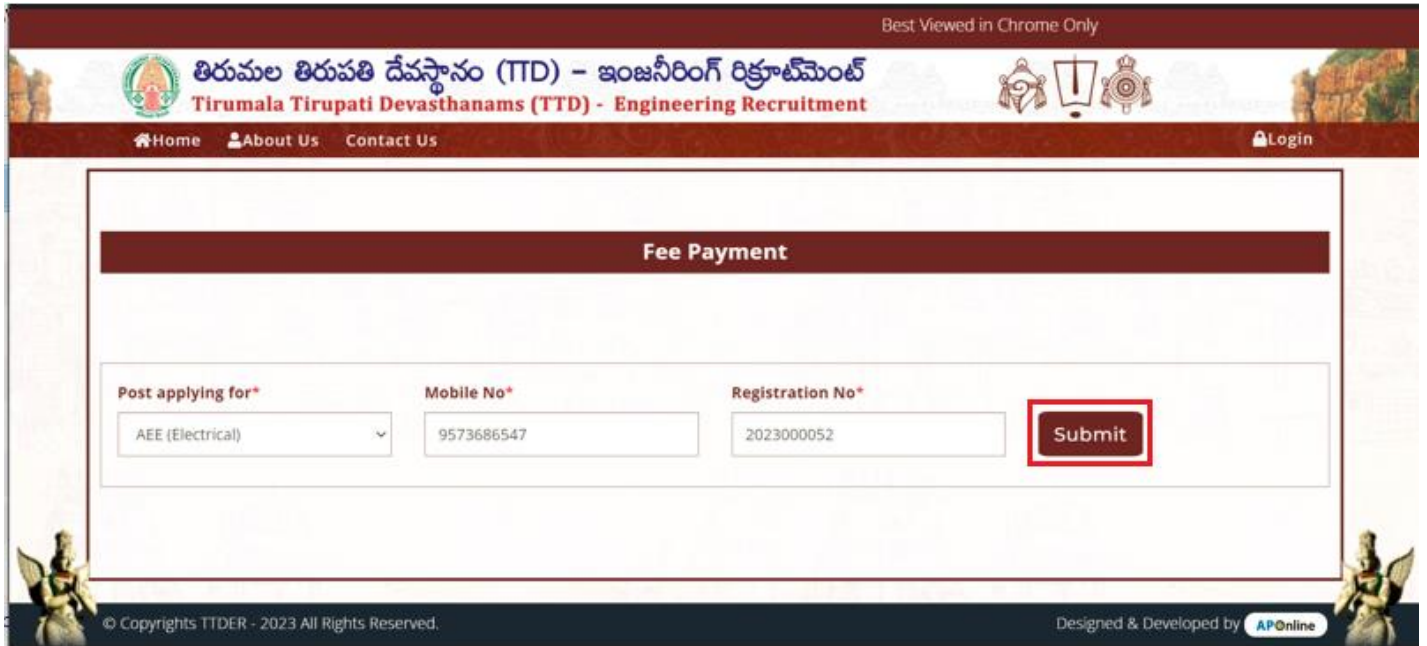


Figure 10: Payment Initiation – TTD|ER.

- Click OK as shown in Figure – 11.

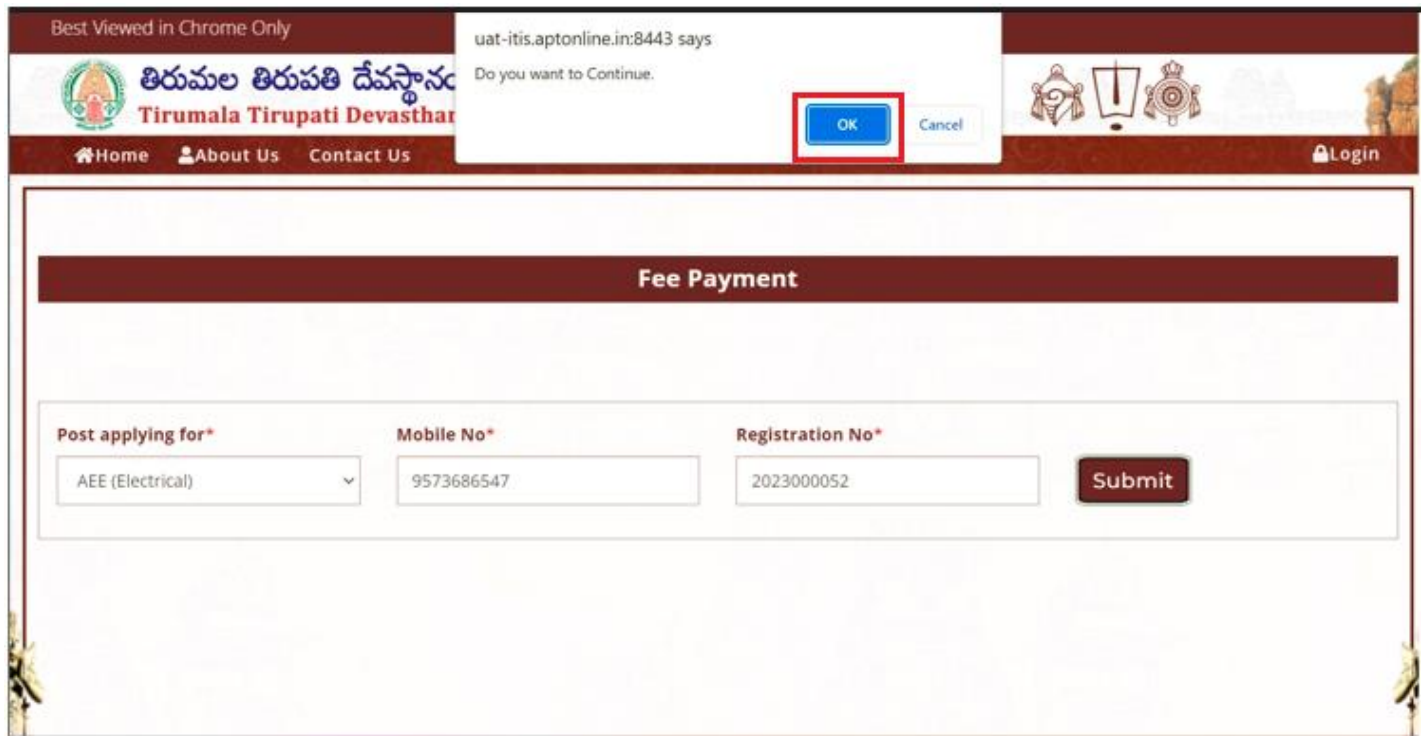


Figure 11: Fee Payment – TTD|ER.

- Select the Payment Type and
- Select the check box to agree the terms & conditions as shown in Figure – 12.

Best Viewed in Chrome Only

తిరుమల తిరుపతి దేవస్థానం (TTD) - ఇంజనీరింగ్ రిక్రూట్మెంట్
Tirumala Tirupati Devasthanams (TTD) - Engineering Recruitment

Home About Us Contact Us Login

Payment Details

Name	:	Test candidate Name
Registration Ref No	:	2023000052
Transaction Ref No	:	T2023000052826203301
Post Applying For	:	AEE(Electrical)
Payment Amount (₹)	:	1000
Select Payment Type (₹)	:	--Select--
Payment in Details (₹)	:	
Total Payment Amount (₹)	:	

I agree to the terms & conditions and request for Registration

Pay Now Cancel

© Copyrights TTDER - 2023 All Rights Reserved. Designed & Developed by APOnline

Figure 12: Check Terms and Conditions – TTD|ER.

- Click 'Pay Now' as shown in Figure – 13.

Best Viewed in Chrome Only

తిరుమల తిరుపతి దేవస్థానం (TTD) - ఇంజనీరింగ్ రిక్రూట్మెంట్
Tirumala Tirupati Devasthanams (TTD) - Engineering Recruitment

Home About Us Contact Us Login

Payment Details

Name	:	Test candidate Name
Registration Ref No	:	2023000052
Transaction Ref No	:	T2023000052826203301
Post Applying For	:	AEE(Electrical)
Payment Amount (₹)	:	1000
Select Payment Type (₹)	:	Credit Card
Payment in Details (₹)	:	₹ 1000.00 Base Amount + ₹ 14.75 Convenience Charges.
Total Payment Amount (₹)	:	1014.75

I agree to the terms & conditions and request for Registration

Pay Now Cancel

© Copyrights TTDER - 2023 All Rights Reserved. Designed & Developed by APOnline

Figure 13: Pay Now – TTD|ER.

- After successful Payment details will be shown as given in Figure – 14.

Best Viewed in Chrome Only

తిరుమల తిరుపతి దేవస్థానం (TTD) - ఇంజనీరింగ్ రిక్రూట్‌మెంట్
Tirumala Tirupati Devasthanams (TTD) - Engineering Recruitment

Home About Us Contact Us Login

Date: 26 Aug 2023 20:38:45

Payment Details

Name of the Candidate :	Test candidate Name
Transaction Date :	26 Aug 2023 20:38:45
Transaction Status :	Success
Post Applying For :	AEE(Electrical)
Registration No :	2023000052
Payment Reference No :	T2023000052826203301
Application Fee :	1000.00 ONE THOUSAND RUPEES ONLY

Print
Home

© Copyrights TTDER - 2023 All Rights Reserved. Designed & Developed by APOnline

Figure 14: Successful Payment – TTD|ER.

3.3 Step 3 – Fill Application:-

- Click Step 3 for Filling of Application as marked in below Figure – 15.

Best Viewed in Chrome Only

తిరుమల తిరుపతి దేవస్థానం (TTD) - ఇంజనీరింగ్ రిక్రూట్‌మెంట్
Tirumala Tirupati Devasthanams (TTD) - Engineering Recruitment

Home About Us Contact Us Login

Step1

Registration

Step2

Payment

Step3

Fill Application

Step4

Scrutiny Status

Forms

- NEWS Print Application Form
- NEWS Print Hall Ticket

Important Information

All the three steps (Step 1, Step 2, & Step 3) are mandatory for applying the post.

Important Dates

Figure 15: Fill Application – TTD|ER.

- Applicant must select the Post Applied, Enter Mobile Number & Registration ID and click Get button as shown in below Figure – 16.

Figure 16: Candidate Form – TTD/ER.

- Applicant must fill all the information and submit the details as shown in below Figure – 17.

The screenshot shows a web form with two dropdown menus: 'Experience Type' and 'Exam Center', both currently set to '--Select--'. Below these is a declaration section with a checked checkbox and five numbered points. At the bottom right, there is a red-bordered button labeled 'Verify & Submit'.

Figure 17: Application Form – TTD|ER.

- After filling all the required information click 'Verify & Submit'.
- Click 'OK' button for final submission of application as shown in below Figure – 18.

This screenshot shows the same application form as Figure 17, but with a confirmation dialog box overlaid in the center. The dialog box has a red border and contains the text 'uat-itis.aptonline.in:8443 says Are you sure you want to Submit?' with 'OK' and 'Cancel' buttons. The 'Verify & Submit' button on the form is also highlighted with a red border.

Figure 18: Final submission– TTD|ER.

- After Submission of Application an SMS will be sent to the registered Mobile No & Email ID.
- Application ID will be generated as shown in Figure – 19.

This screenshot shows the application form with a success message dialog box overlaid. The dialog box has a white background, a green checkmark icon, and the text 'Success! Details Submitted Successfully, Application ID is:TTDER000080'. It includes an 'OK' button highlighted with a red border.

Figure 19: Success Application ID – TTD|ER.

3.4 Step 4 – Scrutiny Status:-

- Application Status of the applicant can be accessed by clicking Step 4 as shown in Figure – 20.

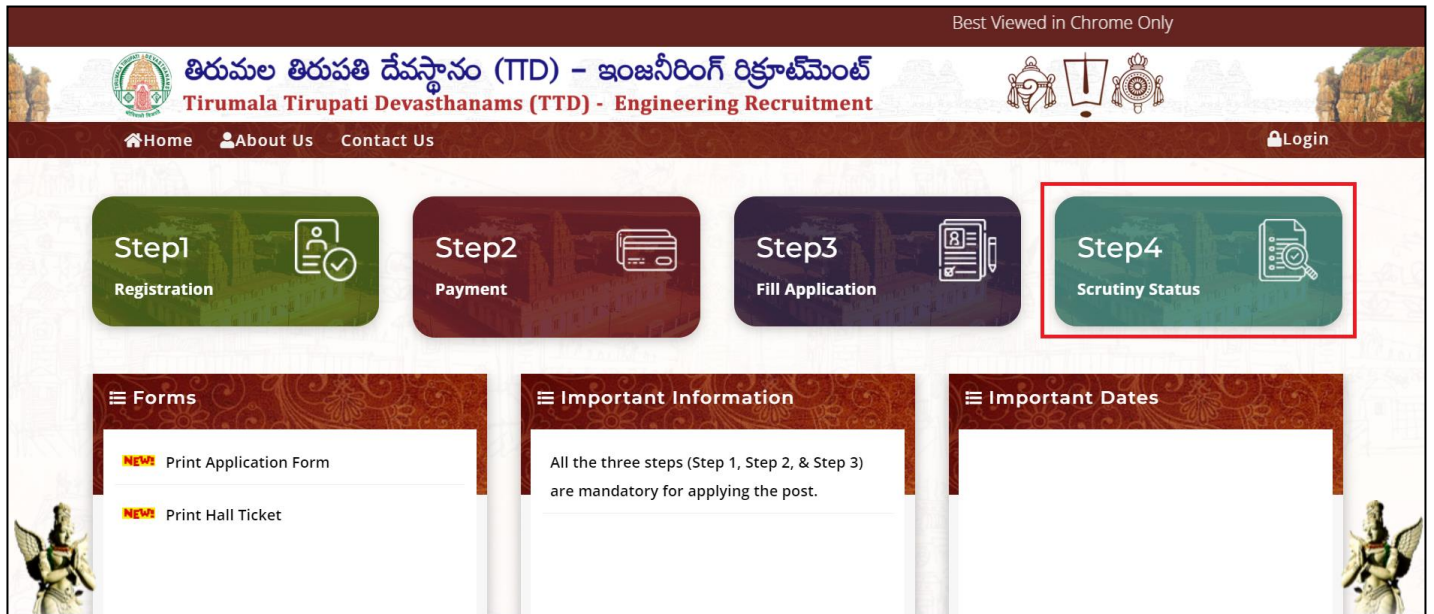


Figure 20: Scrutiny Status of Applicant – TTD|ER.

- Scrutiny Officer can Login with credentials as shown in Figure – 21.



Figure 21: Application Scrutiny Status – TTD|ER.

Print Application Date: 13 Sep 2023 20:34:38

Personal Details

Status : Submitted

ApplicationId : TTD6002111

RegistrationId : 202300004

Candidate Name : Nallamuri Sundar

AadharNo : XXXXXXX0010

Gender : Male

Father Name : 1943

Category : BC4

EWS : NA

DOB : 30/12/1994

Age : 29

Mobile No : 9247126490

Email ID : NallamuriSundar@gmail.com

Alternate MobileNumber : NA

Nationality : Indian

Religion : Hindu

Professing Hindu : No

Local to Andhrapradesh State : No

Migrate from Telangana to Andhrapradesh : No

Candidate DistrictName : Parvathipuram Mangal

PhysicallyHandicapped : Yes

PhysicallyHandicapped Type : 3

PHType Name : Orthopedically Handicapped (Po-O)

PhysicallyHandicapped Percentage : 78.5

Scribe Type : Yes

MaritalStatus : UnMarried

LanguagesKnown : Telugu,English

Address

H.No/Door No/Street - Full Address : vgf87b

PresentDistrictName : Parvathipuram Mangal

PinCode : 500000

Permanent House No : vgf87b

PermanentDistrictName : Parvathipuram Mangal

PermanentPinCode : 500000

Educational Details

S.No	Education	ModeOfStudy	PassedType	TotalMarks	GroupName	Specialisation	Marks/Grade/Percentage
1	DCC	Regular	Circle	0	NA	NA	0
2	Intermediate	Regular	Circle	0	MPC	NA	0
3	Degree	Regular	Circle	0	B.E	Civil	0

Experience Details

Company Name : 1943

Designation : 1943

Work Location : 1943

FromDate : 31/12/2008

ToDate : 06/01/2010

Figure 22: Application Status – TTD|ER

- Applicant can view the Application status and do corrections under Step-3 “Fill Application” and resubmit for Scrutiny Process.

4. Forms Tab:-

- Forms tab consists of Printing of Application & Hall Ticket as shown in below Figure – 23.

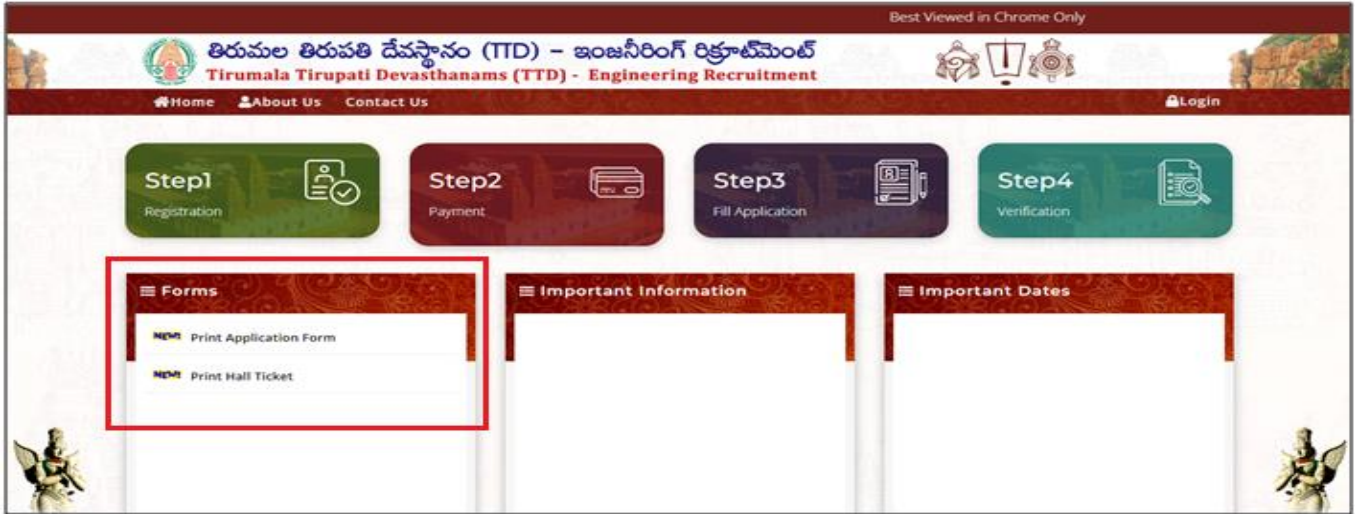


Figure 23: Printing of Application and Hall Ticket – TTD|ER.

4.1 Application Form – Printing:-

- Click “Print Application” to print the application form as shown in Figure – 24.



Figure 24: Application Print Link – TTD|ER.

- Entry Application No., Mobile No and click Submit as shown in Figure – 25.



Figure 25: Print Application Form – TTD|ER.

- Click on Print button as shown in Figure – 26.



Figure 26: Print Application – TTD|ER.

4.2 Hall Ticket – Printing:-

- Click “Print Hall Ticket” to print the hall ticket as shown in Figure – 27.



Figure 27: Print Hall Ticket Link – TTD|ER.

- Entry Application ID, Mobile No and click Submit as shown in Figure – 28.

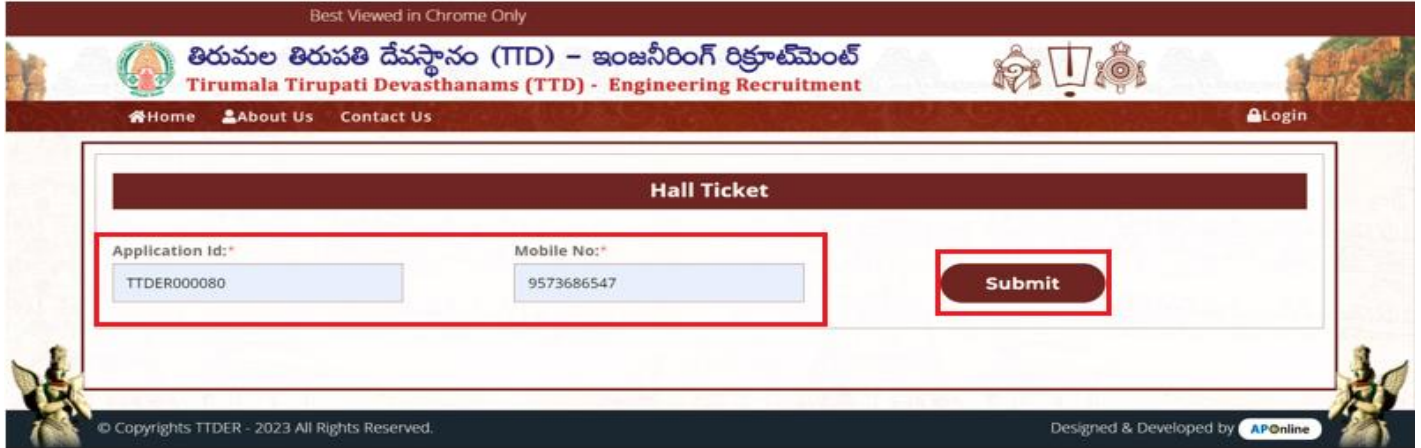


Figure 28: Print Hall Ticket – TTD|ER.

- Click Print button to print the Hall Ticket as shown in Figure – 29.



Figure 29: View Hall Ticket – TTD|ER.

5. Important Information & Dates Tab:-

- Important information and Dates will be published in the relevant blocks as shown in below Figure – 30.

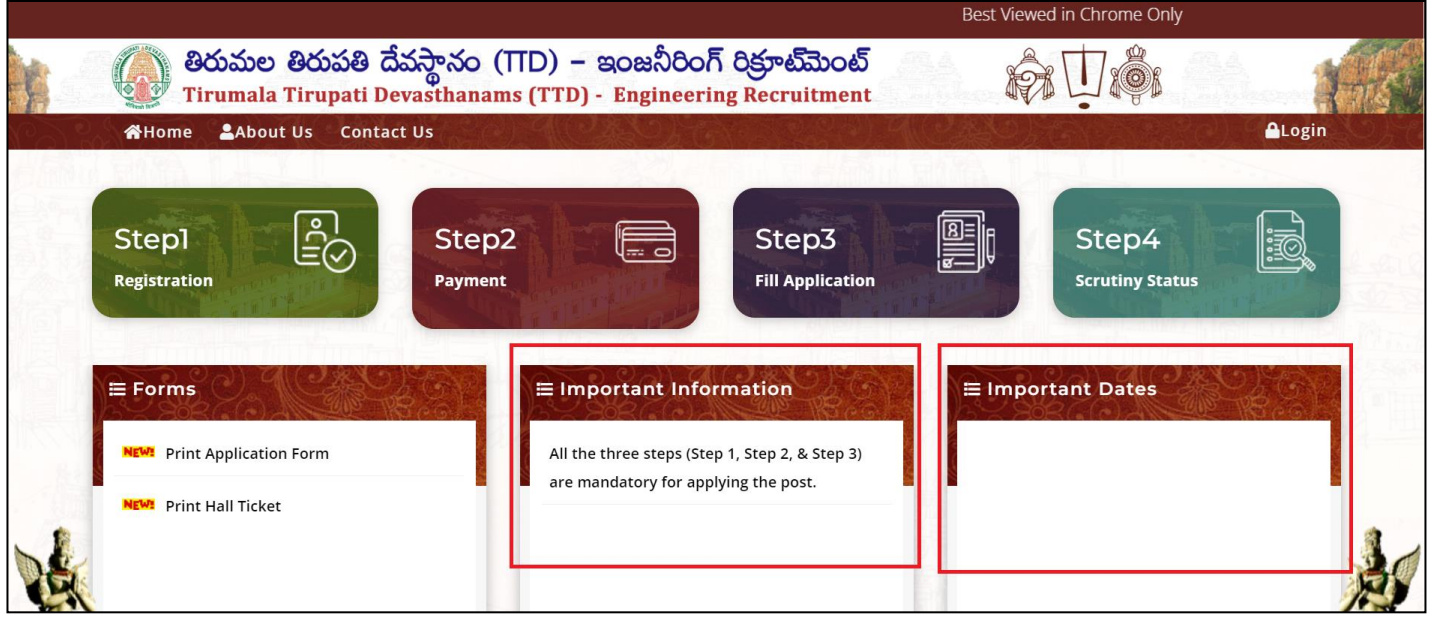


Figure 30: Important Information and Dates – TTD|ER.

6. Change Management:-

This document is meant for usage by the Tirumala Tirupati Devasthanams (TTD) Engineering Recruitment team and shall be the basis for preparing the submission of Application process to apply for the Posts. Any changes made to the requirements in future shall have to go through a formal change approval process. Wherever necessary and shall not make any alterations without the permission of the client and the development team.

7. Approvals:-

Table 2: Approval Authorities

Inspected By	Date	Signature
P. Srinivasa.	13.09.2023	
Approved By	Date	Signature
B. Bala Kishore.	13.09.2023	